






<div>  <div> HILLVIEW SENIOR MEN'S GOLF LEAGUE <div> NEXT LUNCHEON SEPTEMBER 17 39th SEASON </div> </div>  </div>													
MEMBERS		ROUND 17 TEE-TIME LIST SCHEDULED NINE	ROUND 16 RESULTS ---- 8/20/25				HISTORY						
					Points over Old Quota		Points Scored		Won in 2025 **	Old Quota	Minimum Point Score***	Average Point Score****	Last 3 Scores Adjstd Pts Recent-->
			New Quota*	Assigned Flight			Front	Back					
WINNERS													
ADEY	DAVE	Back	6	C					\$40	6	5	3.6	4 4 8
AMERAUT	BOB	Back	10	B	-2		10		\$60	12	11	9.1	10 11 11
ANGELO	JOHN	Front	8	B					\$90	8	7	6.2	10 7 7
ANNAIAN	ROBERT	Back	1	D					\$0	1	0	1.0	1 0 1
ARMSTRONG	TOM	Back	9	B					\$100	9	8	7.7	9 9 10
ASSINI	RON	Back	6	C	-3		4		\$40	7	6	5.6	6 6 6
BARBOSA	RICHARD	Front	4	D	-3			1	\$50	4	3	2.3	5 4 3
BARLETTA	JOE	Front	3	D					\$0	3	2	2.3	3 4 2
BARRASSO	ED	Back		D					\$0				2 6
BARRY	DAVID	Front	6	B	+1		6		\$40	5	4	5.0	5 5 6
BARRY	GREG	Back	7	B	-3		5		\$60	8	7	5.9	8 9 7
BASTIANI	TONY	Back	5	D					\$40	5	4	3.4	6 4 4
BATTLES	RICHARD	Back	7	B	-1		6		\$80	7	6	6.2	7 6 6
BEAUCAIRE	JIM	Back	2	D					\$10	2	1	1.8	2 1 1
BEAUPRE	RONALD	Back	7	C					\$10	7	6	5.0	8 6 6
BEIGHLEY	JAMES	Front	4	D					\$20	4	3	3.1	4 3 4
BENTLEY	ROBERT	Back	11	A	-5		6		\$50	11	10	9.3	10 12 10
BERRY	BILL	Front	4	D					\$20	4	3	1.9	2 3 6
BERTETTI	DAVE	Back	2	D					\$10	2	1	1.7	2 1 1
BESSONE	CARLO	Back	8	B	-2		6		\$90	8	7	5.9	11 9 7
BISHOP	DAVID	Front	9	A					\$20	9	8	8.1	8 9 9
BLACKWOOD	BRIAN	Front	5	C	-2			3	\$60	5	4	3.4	3 6 4
BLEIR	KEVIN	Back	3	D	-2		1		\$10	3	2	1.6	2 4 2
BONGIOVANNI	ANTHONY	Front	2	D					\$20	2	1	1.4	3 1 1
BONO	JACK	Back	8	A					\$10	8	7	7.0	7 7 9
BOOTH	WALTER	Front	5	C	EVEN		6		\$60	6	5	4.2	5 5 6
BOTELHO	ARTHUR	Front	3	C					\$30	3	2	3.1	3 3 3
BOYCE	BOB	Back	4	C	-5		0		\$40	5	4	3.9	5 5 4
BROWN	LARRY	Front	5	D					\$90	5	4	2.9	2 8 5
BROWN	RICHARD	Front	4	C	+1		5		\$0	4	3	3.9	4 5 5
BUCKLEY	JIM	Front	5	C					\$0	5	4	4.4	5 5 5
BURKE	ED	Back	11	A	+3	A Front \$20	12		\$30	9	8	9.1	10 10 12
BURKE	HANK	Back	11	A	-4		7		\$60	11	10	9.3	13 10 10
BURKE	JOE	Back	5	C	-1		4		\$50	5	4	4.4	5 5 4
BUTCHER	SIMON	Front	7	B	-2			5	\$0	7	6	5.2	5 8 6
CALVERT	IAN	Front	8	A	-2			7	\$60	9	8	8.0	8 8 8
CANNON	JERRY	Front	2	D	-1		2		\$40	3	2	2.6	2 2 2
CAPOZZI	DAN	Front	9	B	-1		8		\$40	9	8	8.4	10 9 8
CARDOZA	PAT	Front	4	D	-1		3		\$60	4	3	2.6	5 3 3
CARUCCI	CHARLES	Back	3	D					\$0	3	2	3.2	2 2 2
CATANZANO	PAUL	Front	8	A	-1		7		\$0	8	7	7.4	8 8 7
CAVALLARO	SEB	Back	6	C					\$70	6	5	4.6	7 5 5
CHAISSON	ALEX	Front	6	C					\$90	6	5	3.3	4 4 8
CIACCIA	TOM	Back	5	D					\$70	5	4	3.3	3 5 6
CIULLA	GUS	Back	6	B					\$20	6	5	5.5	6 6 5
COCCHIARO	TONY	Front	7	A					\$80	7	6	6.2	7 7 8
COLEMAN	FRANCIS	Front	7	C	-5		4		\$60	9	8	6.3	8 8 8

HILLVIEW SENIOR MEN'S GOLF LEAGUE														
NEXT LUNCHEON SEPTEMBER 17										39th SEASON				
MEMBERS		ROUND 17 TEE-TIME LIST SCHEDULED NINE	ROUND 16 RESULTS ---- 8/20/25				HISTORY							
					Points over Old Quota		Points Scored		Won in 2025 **	Old Quota	Minimum Point Score***	Average Point Score****	Last 3 Scores Adjstd Pts Recent->	
			New Quota*	Assigned Flight			Front	Back						
WINNERS														
B Front \$10														
D Back \$40														
D Front \$20														
C Back \$20														
C Front \$40														
B Back \$20														
DQ1														

HILLVIEW SENIOR MEN'S GOLF LEAGUE															
NEXT LUNCHEON SEPTEMBER 17 39th SEASON															
MEMBERS		ROUND 17 TEE-TIME LIST SCHEDULED NINE	ROUND 16 RESULTS ---- 8/20/25				HISTORY								
					Points over Old Quota		Points Scored		Won in 2025 **	Old Quota	Minimum Point Score***	Average Point Score****	Last 3 Scores Adjstd Pts Recent->		
			New Quota*	Assigned Flight			Front	Back							
JOSEPHSON	BILL	Front	8	C		WINNERS			\$90	8	7	5.5	6	10	7
KAES	OTTO	Back	9	B					\$30	9	8	7.1	9	7	10
KASPZAK	KENNETH	Front	4	B					\$50	4	3	4.1	4	4	3
KLOCKOW	DENNIS	Back	2	D					\$0	2	1	1.2	1	1	3
KWIATKOWSKI	CHESTER A	Front	9	A					\$40	9	8	7.7	6	11	10
LAMONTAGNE	HENRY	Front	9	B	-3			6	\$30	9	8	6.3	8	11	8
LANKOWSKI	JAN	Front	2	D					\$40	2	1	1.5	3	1	3
LAQUIDARA	PETER	Back	12	A	+3		A Front \$20	14	\$80	11	10	9.9	11	11	14
LARSON	GEORGE	Back	9	A	EVEN			9	\$20	9	8	8.1	9	10	9
LASCOLA	MATT	Back	10	A					\$50	10	9	8.8	9	11	9
LINEHAN	JEFF	Back	4	D				\$0	4	3	3.5	5	4	3	
LOCKE	CHARLES	Back	6	B				\$50	6	5	5.5	7	7	5	
LOGSDON	PHIL	Back	5	B				\$110	5	4	4.1	4	4	6	
LONGO	ERNIE	Front	5	C	+3	C Back \$20		7	\$20	4	3	3.9	3	3	7
MACARTHUR	KEN		4	C				\$0	4	3	3.4	4	4	3	
MACDONALD	JOHN	Front	11	A				\$0	11	10	10.8	11	11	10	
MACDONALD	LEONARD	Front	5	B	-3		2	\$10	5	4	4.3	4	6	4	
MACISAAC	DAN	Front	2	D				\$40	2	1	1.7	3	2	2	
MAGUIRE	CHARLES	Front	7	C	+2		9	\$50	7	6	5.7	6	7	9	
MAILLET	GARY	Back	4	C	-4		1	\$10	5	4	3.6	5	4	4	
MARCHESE	JAMES	Front	2	D				\$10	2	1	1.7	2	2	1	
MARRIER	PAUL	Front	12	A				\$80	12	11	10.2	13	12	11	
MAZUR	DAVE	Front	4	C				\$0	4	3	3.7	5	5	3	
MCCORMICK	JOHN	Back	8	B	-2		7	\$30	9	8	7.1	8	8	8	
MCKALLAGAT	SHAWN	Back	8	B	-4		5	\$60	9	8	6.9	10	9	8	
MCQUILKIN	JACK	Front	7	C				\$60	7	6	5.3	9	7	6	
MERCURI	RAYMOND	Front	6	B				\$20	6	5	4.7	5	8	7	
MERKEL	DAVID	Front	8	B				\$10	8	7	6.3	7	9	7	
MILOTTE	ROBERT	Back	6	C				\$60	6	5	4.0	4	8	5	
MULCAHY	BILL	Front	10	A	-2		8	\$30	10	9	8.5	8	12	9	
MURPHY	JAMES	Front	9	A	+3	A Back \$10		11	\$30	8	7	6.9	9	8	11
MURPHY	WILLIAM	Front	1	D	-1		1	\$50	2	1	1.3	1	1	1	
NESTOR	PETER	Back	7	B	+4	B Front \$40	9	\$50	5	4	4.1	5	4	9	
NICHOLS	KEVIN	Back	13	A	-2		11	\$90	13	12	11.0	14	12	12	
NICIEWSKY	ROSS	Front	9	B	+1		10	\$70	9	8	6.8	7	12	10	
NOBLE	FRANK	Back	5	C				\$50	5	4	3.7	6	4	4	
NORTON	ANDY	Back	6	D	-3		3	\$160	6	5	3.4	6	9	5	
NYE	RAYMOND	Back	6	C	-2		4	\$0	6	5	4.9	8	5	5	
O'CONNELL	ROC	Front	10	B				\$80	10	9	6.8	7	14	9	
O'KEEFE	RON	Front	8	A	-2		6	\$20	8	7	6.9	6	10	7	
OLIVER	SCOTT	Back	9	A				\$20	9	8	7.0	11	8	8	
PANTALEO	JACK	Back	5	C	EVEN		5	\$10	5	4	4.4	5	6	5	
PAONE	FRANK	Front	4	C	EVEN		4	\$20	4	3	3.9	5	4	4	
PENNY	AL	Front	7	B				\$0	7	6	6.0	7	6	6	
PETERS	REGGIE	Back	5	D	+2	D Front \$20	6	\$40	4	3	3.3	4	4	6	
PITHIS	STEVEN	Back	9	A	EVEN		9	\$70	9	8	7.3	7	11	9	
POORE	LARRY	Front	7	B	-2		5	\$10	7	6	5.4	6	9	6	
POPP	HAROLD	Back	8	B	-2		6	\$60	8	7	7.4	9	8	7	
PORTER	GLENN	Back	6	B				\$0	6	5	5.8	6	5	7	

HILLVIEW SENIOR MEN'S GOLF LEAGUE

NEXT LUNCHEON SEPTEMBER 17

39th SEASON

MEMBERS		ROUND 17 TEE-TIME LIST SCHEDULED NINE	ROUND 16 RESULTS ---- 8/20/25				HISTORY						
					Points over Old Quota		Points Scored	Won in 2025 **	Old Quota	Minimum Point Score***	Average Point Score****	Last 3 Scores Adjstd Pts Recent->	
			New Quota*	Assigned Flight									
						WINNERS	Front Back						
QUIMBY	FRANK	Front	8	B	+2	B Back \$20		10	\$90	8	7	6.9	10 7 10
QUINN	PHIL	Back	8	C	-3		5		\$70	8	7	5.8	8 10 7
REED	DOUG	Back	7	D					\$50	7	6	4.5	9 8 6
REGO	RICHARD	Front	6	B					\$20	6	5	5.4	6 6 5
REDA	FRANK	Front	4	D					\$10	4	3	2.3	2 5 3
RIESENBERG	DON	Back	6	B					\$0	6	5	5.2	6 7 5
RODENHISER	AL	Front	5	C	EVEN		5		\$0	5	4	4.3	5 6 5
ROSS	GEORGE	Front	10	A	-4		6		\$80	10	9	7.7	7 12 9
SANTOSUOSSO	FREDDY	Back	7	B					\$40	7	6	6.0	8 6 6
SAVAGEAU	RONALD		0	D					\$0	0	0	0.6	0 0 0
SCANLON	LEO	Back	8	B		D Back \$10			\$10	8	7	7.2	8 9 8
SEREVITCH	JAMES	Back	9	A					\$90	9	8	7.3	6 9 11
SHAW	JOHN	Back	1	D	-1		1		\$0	2	1	1.4	1 1 1
SIMMONS	GARY	Back	8	C					\$90	8	7	5.9	7 6 11
SMITH	ED	Back	13	A					\$100	13	12	10.3	15 14 12
SMITH	PAUL	Front	5	D	EVEN			5	\$90	5	4	3.2	5 7 5
SNOW	GEORGE	Back	10	A					\$20	10	9	8.4	11 9 9
STACK	GEORGE	Front	6	C	+2			8	\$70	6	5	4.5	6 6 8
STRANDBERG	ROBERT	Back	9	A	-5		5		\$50	10	9	7.9	11 10 9
STRATTON	RICHARD	Back	7	B	+1		8		\$10	7	6	5.9	6 7 8
SULLIVAN	BILL	Back	10	A	-1	C Front \$10	10		\$20	11	10	10.5	10 10 10
SULLIVAN	DANIEL	Back	9	A	-1		8		\$50	9	8	8.3	9 9 8
SWANSON	CARL	Front	6	C					\$30	6	5	5.1	6 6 7
TALBOT	WALTER	Front	2	D					\$50	2	1	1.3	2 1 3
TAMMARO	FRANK	Back	7	C	-3		4		\$40	7	6	5.3	6 8 6
TAYLOR	JAMES	Back	11	A	-1		10		\$40	11	10	10.2	11 10 10
TRICCA	CARL	Front	4	C					\$30	4	3	4.0	4 4 4
TRUITT	DON	Front	6	A	-2			5	\$20	7	6	6.0	6 6 6
TSAKOS	NICK	Back	6	C	+2		7		\$30	5	4	4.5	6 4 7
WALDEN	GEORGE	Front	5	C					\$10	5	4	4.1	5 4 4
WALL	FRANK	Back	6	C	-2	A Back \$40	4		\$40	6	5	4.6	7 5 5
WALSH	TOM	Front	7	A	-2			6	\$50	8	7	7.0	7 7 7
WARD	CHARLES	Front	5	C					\$10	5	4	4.0	6 4 4
WEINER	LAWRENCE	Back	3	C					\$70	3	2	2.8	3 3 2
WILLIAMS	BOB	Back	5	C					\$20	5	4	4.5	5 5 6
WITT	FRANK	Back	1	D					\$0	1	0	0.8	1 1 0
YOUNG	COLIN	Front	11	A	+5			14	\$80	9	8	8.6	8 9 14
									\$0				
									\$0				
									\$0				

ROUND 16		SCHEDULED ON		NEW MEMBERS	
PLAYED FRONT NINE	48	FRONT NINE	91	TOTAL MEMBERS	25
PLAYED BACK NINE	49	BACK NINE	88		181
TOTAL PLAYERS	97	UNSCHEDULED	2	RAINOUT or OPEN DATE	0

WHITE TEE MEMBERS	52
GOLD TEE MEMBERS	129

AVERAGE QUOTA	6.5
APS OVERALL	5.4

***NEW QUOTA = AVG(HGHST of LAST 3 SCRS + AVG PNT SCR)**
***FEWER THAN THREE SCORES - NO QUOTA**
****WINNINGS CAPPED AFTER MEMBER WINS \$155 OR MORE**
*****MINIMUM POINT SCORE = OLD QUOTA MINUS 1**

******AVG PNT SCR - CUMULATIVE SINCE SEASON START**
LAST SEASON'S VALUE UNTIL 4 ROUNDS ARE PLAYED

DQ = DISQUALIFIED	NEW QUOTA	ASSIGNED FLIGHT	WINNERS TO DATE	155	GOLF PRIZES TO DATE	349
-------------------	-----------	-----------------	-----------------	-----	---------------------	-----

TEE CHOSEN FOR SEASON	WHITE				MUST PLAY FROM WHITE TEES					YOU MUST PLAY YOUR TEE EVEN IF OTHERS IN GROUP PLAY OTHER TEE
	GOLD				MUST PLAY FROM GOLD TEES					

DQ1 Wrong Nine || DQ2 Wrong Tee || DQ3 Wrong Scorecard Side || DQ4 No Full Last Names || DQ5 Missing Date or Signatures || DQ6 Other

IF OTHERS ARE WAITING

AND NO POINTS ARE

POSSIBLE, PLEASE PICK UP



ROUND 16 WINNERS		
<div>★ ★ ★ ★ ★</div> <div><u>FLIGHT A</u></div> <div>45 MEMBERS</div> <div>★ ★ ★ ★ ★</div>	FRONT NINE	BACK NINE
	14 MEMBERS PLAYED +3 WON \$20 ED BURKE \$20 PETER LAQUIDARA \$20	18 MEMBERS PLAYED +5 WON \$40 +3 WON \$10 JAMES MURPHY \$10 COLIN YOUNG \$40
<div>★ ★ ★ ★ ★</div> <div><u>FLIGHT B</u></div> <div>45 MEMBERS</div> <div>★ ★ ★ ★ ★</div>	12 MEMBERS PLAYED +4 WON \$40 +3 WON \$10 JOHN CRAWFORD \$10 PETER NESTOR \$40	11 MEMBERS PLAYED +2 WON \$20 RICHARD JENSEN \$20 FRANK QUIMBY \$20
<div>★ ★ ★ ★ ★</div> <div><u>FLIGHT C</u></div> <div>46 MEMBERS</div> <div>★ ★ ★ ★ ★</div>	12 MEMBERS PLAYED +3 WON \$40 +2 WON \$10 ED GUNDRUM \$40 NICK TSAKOS \$10	12 MEMBERS PLAYED +3 WON \$20 BILL GRANNAN \$20 ERNIE LONGO \$20
<div>★ ★ ★ ★ ★</div> <div><u>FLIGHT D</u></div> <div>45 MEMBERS</div> <div>★ ★ ★ ★ ★</div>	10 MEMBERS PLAYED +2 WON \$20 STEVE FAY \$20 REGGIE PETERS \$20	8 MEMBERS PLAYED +1 WON \$40 EVEN WON \$10 TOM DILIEGRO \$40 PAUL SMITH \$10
<div>★ ★ ★ ★ ★</div>	AUGUST 20, 2025	39th SEASON
	154 OUT OF 181 MEMBERS PLAYED >=50% OF ROUNDS	
	86% (155) OF MEMBERS WON 349 GOLF PRIZES	



IF OTHERS ARE WAITING
AND NO POINTS ARE
POSSIBLE, PLEASE PICK UP



LEAGUE STATISTICS
AFTER 16 ROUNDS OF PLAY

TABLE 1
2025 SEASON - RESULTS AFTER 16 ROUNDS OF PLAY

	Number of Players		Percent		\$	\$	\$ Won	\$ Won		Over	Percent
	Members (New)	Average	Winners	Winners	Allocated	Won	per	per	Max	"Limit"	Attendance
							Member	Winner	\$ Won		
Flight A	45 (6)	35	41	91%	\$1,824	\$1,930	\$43	\$47	\$100	0	78%
Flight B	45 (7)	33	39	87%	\$1,824	\$1,810	\$40	\$46	\$110	0	74%
Flight C	46 (6)	32	40	87%	\$1,824	\$1,820	\$40	\$46	\$120	0	70%
Flight D	45 (6)	28	35	78%	\$1,824	\$1,520	\$34	\$43	\$160	1	61%
Total	181 (25)	128	155	86%	\$7,296	\$7,080	\$39	\$46	\$160	1	71%

TABLE 2

AVERAGE POINTS SCORED OVER QUOTA
Running Average Round 16
-0.87 -0.97

TABLE 3

AVERAGE QUOTA
Before Play After Play
6.46 6.45

CHART 1 - NUMBERS IN FLIGHTS
Overall Members per Flight - Blue Line

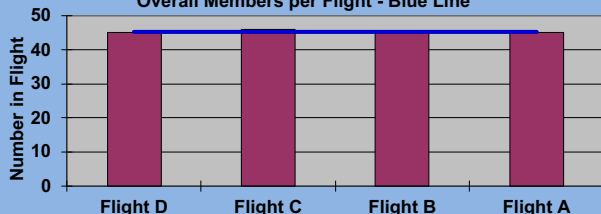


CHART 2 - AVERAGE POINT SCORE DISTRIBUTION

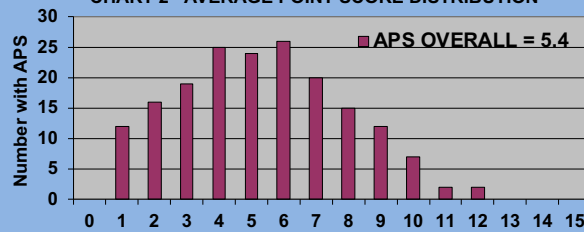


CHART 3 - WINNINGS BY FLIGHT
Overall Average - Blue Line

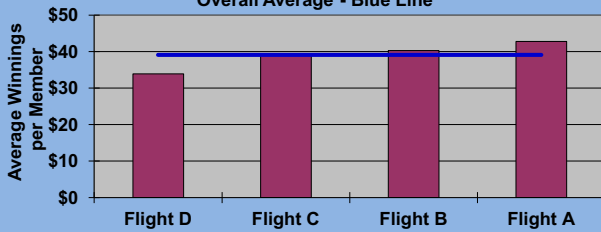


CHART 4 - WINNINGS BY AVERAGE POINT SCORE
Overall Average - Blue Line

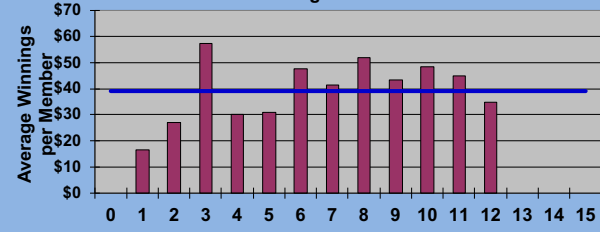


CHART 5 - PERCENT WINNERS BY FLIGHT
Overall Percent - Blue Line

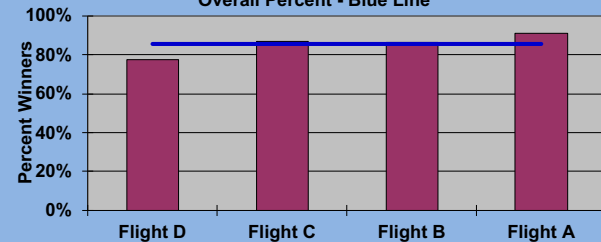
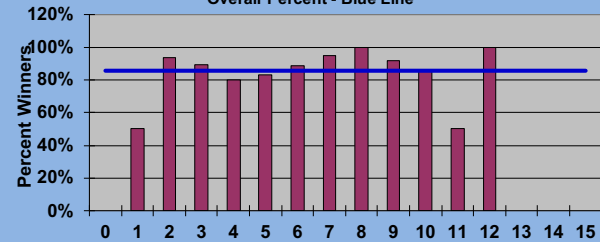


CHART 6 - PERCENT WINNERS BY AVERAGE POINT SCORE
Overall Percent - Blue Line





IF OTHERS ARE WAITING

AND NO POINTS ARE

POSSIBLE, PLEASE PICK UP



GOLD AND WHITE TEES COMPARISON

AFTER 16 ROUNDS OF PLAY

TABLE 4
2025 SEASON - RESULTS AFTER 16 ROUNDS OF PLAY

	Number of Members Who Play From		\$ Won			\$ Won per Member		Number of Winners		Percent Winners		Max \$ Won	
	Gold Tees	White Tees	Gold Tees	White Tees		Gold Tees	White Tees	Gold Tees	White Tees	Gold Tees	White Tees	Gold Tees	White Tees
Flight A	26	19	\$1,260	\$670		\$48	\$35	23	18	88%	95%	\$100	\$80
Flight B	30	15	\$1,230	\$580		\$41	\$39	26	13	87%	87%	\$110	\$100
Flight C	37	9	\$1,500	\$320		\$41	\$36	32	8	86%	89%	\$120	\$60
Flight D	36	9	\$1,040	\$480		\$29	\$53	26	9	72%	100%	\$90	\$160
Total	129	52	\$5,030	\$2,050		\$39	\$39	107	48	83%	92%	\$120	\$160

TABLE 5

AVERAGE POINTS SCORED OVER QUOTA

Gold Tees	White Tees
-0.61	-1.60

TABLE 6

AVERAGE QUOTA

Gold Tees	White Tees
6.10	7.31

CHART 7 - NUMBERS IN FLIGHTS
Overall Members per Flight - Blue Line

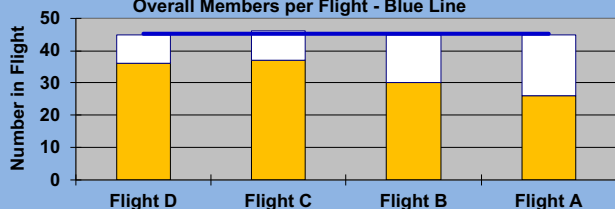


CHART 8 - AVERAGE POINT SCORE DISTRIBUTION
Gold Tee and White Tee Members

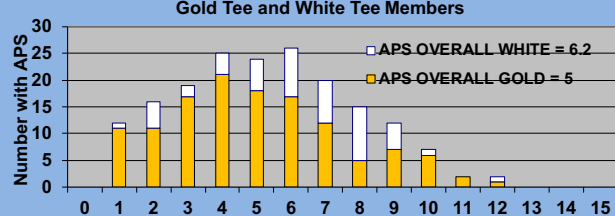


CHART 9 - WINNINGS BY FLIGHT
Average Winnings - Blue (Overall), Gold and White Lines

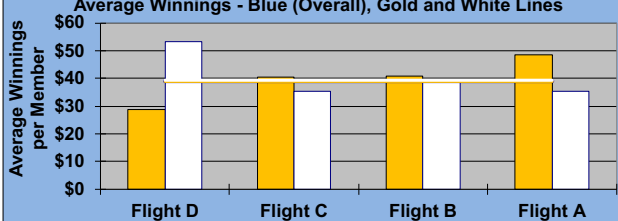


CHART 10 - WINNINGS BY AVERAGE POINT SCORE
Average Winnings - Blue (Overall), Gold and White Lines

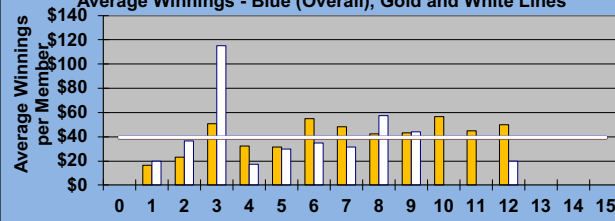


CHART 11 - PERCENT WINNERS BY FLIGHT
Avg Prnt Winners- Blue (Overall), Gold and White Lines

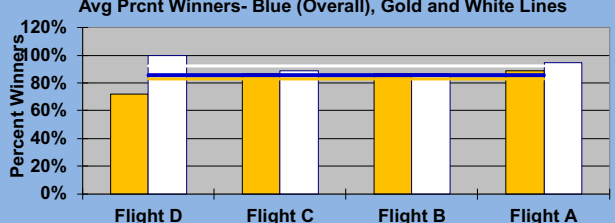
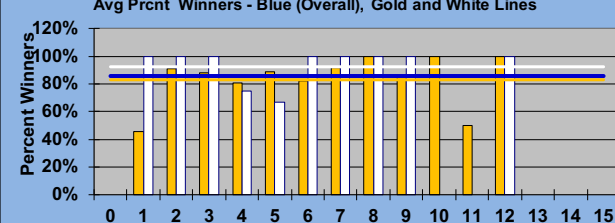


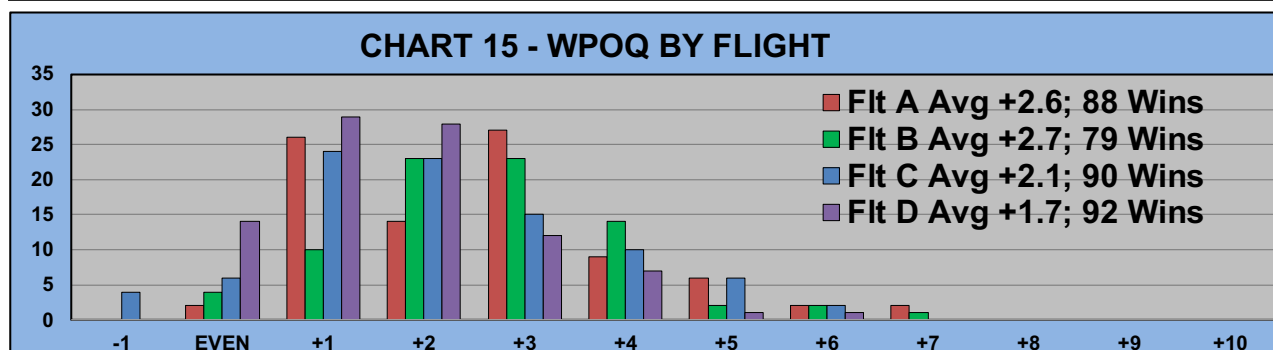
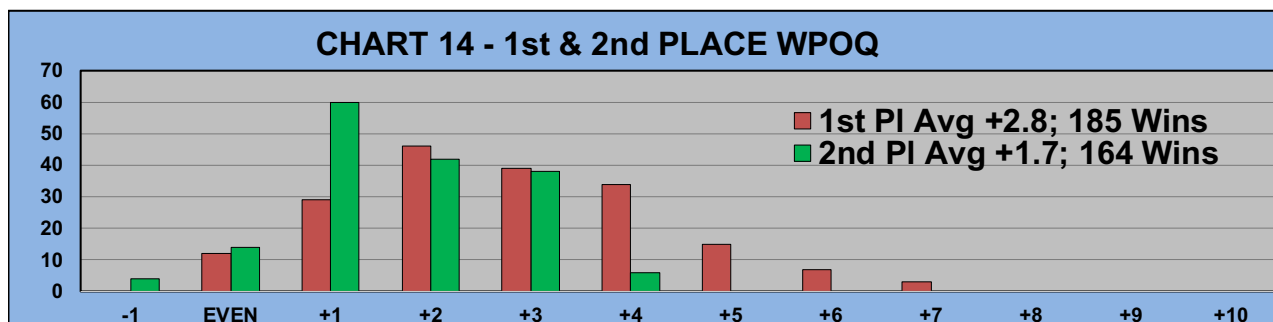
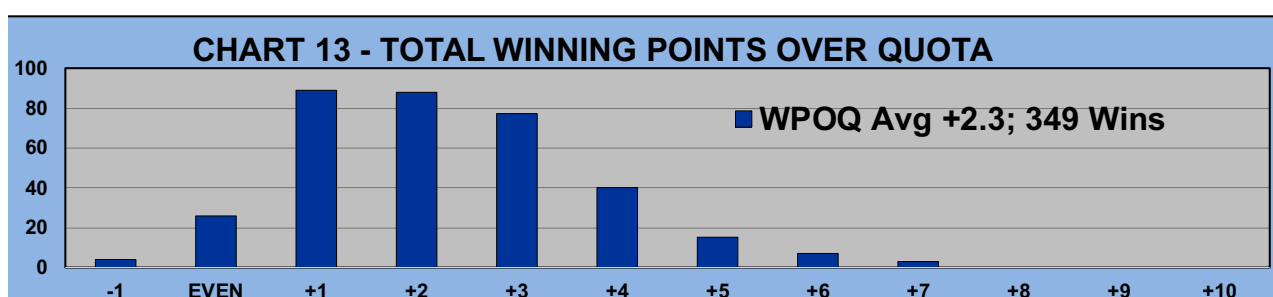
CHART 12 - PERCENT WINNERS BY AVERAGE POINT SCORE
Avg Prnt Winners - Blue (Overall), Gold and White Lines



WINNING POINTS OVER QUOTA (WPOQ)



AFTER 16 ROUNDS OF PLAY





WINNING POINTS OVER QUOTA (WPOQ)



AFTER 16 ROUNDS OF PLAY

